



Prescott Area Iris Society

Volume 15 Issue 2

April 2018

Table of Contents

<i>President's Message</i>	1
<i>April 14th Potluck</i>	1
<i>Crimson King Heritage Iris</i>	2
<i>PAIS General Meeting Flyer</i>	2
<i>Map to StoneRidge</i>	2
<i>Kaleidoscope of Color</i>	3 & 4
<i>The Magic of Iris</i>	5
<i>Spring Trek in Phoenix</i>	6
<i>Registration form</i>	6
<i>AAUW Prescott—Mad Hatters</i>	7
<i>Tea Party</i>	7
<i>Best Wishes to our Friends</i>	7
<i>Contact Us</i>	8
<i>Observation & Controversies</i>	8
<i>Sculpture Garden Needs</i>	8
<i>Down Under Iris News</i>	9
<i>Iris Pineapplling</i>	10
<i>Spring Is Here!</i>	11
<i>Life Lessons from an Iris Garden</i>	12

President's Message

~ by Sherry Williams

SPRING! What we look forward to every year. Such an amazing time of the year. The trees are blooming, our plants are poking their little heads out for some sunshine and most importantly, our irises are starting to get ready for their big show. There is a lot to do now. Make sure you check your irises for aphids & thrips and give them some fertilizer to boost their energy. We'll have some 6-24-24 in 5lb bags available at the meeting for anyone that needs some.

Besides getting our personal gardens ready, April is a busy, busy month. Our general meeting is on April 14 at Stoneridge Community Center. We have an amazing speaker – Gail Morris with the Southwest Monarch Study. Gail will be filling us in on the monarch migration (which appears to be very strong this year) and how we can help the monarch while they visit our area. This meeting is also a potluck, so bring one of your amazing creations and don't forget to bring the recipe for our PAIS Cookbook.

The Region 15 Spring Trek in Phoenix is April 20 & 21. Hopefully some of you will be able to attend all or part of this amazing conference, training and garden tour.

The big event this month is our Kaleidoscope of Color Exhibit and Sale at Mortimer's Nursery on April 28th. Several our members have already been working hard to make sure that we are prepared. Dennis, Barb, and Kellie have already been making sure we have things ready to set up and make this a great event. HOWEVER, this is an 'all hands-on deck' event – which means we need as many of our members as possible to help on the 27th & 28th. There is much to do and all of us can contribute. This will be my first Kaleidoscope Exhibit and I can't tell you how excited I am to be able to participate this year. It would be great for everyone that can participate to attend the meeting on the 14th so we can make sure we have ourselves organized. We need everyone who is able to participate in the Friday set up, Saturday's event and the tear down on Saturday after the show. We will begin set-up at 1:00 on Friday, April 27th. There will be much to do. We will need volunteers to work both a morning and afternoon portion of Saturday's program. Please contact (call or email) Barb McCurry or Kellie Smith for working Saturday morning and or afternoon.

We are known for our Show/Exhibit and folks come from all around the state to Prescott for this event. We hope that everyone will enter numerous iris varieties to make this year's event spectacular. You can bring irises to enter the People's Choice Exhibit, and Floral Arrangements or just share some of your beautiful irises on the Granny's Table Display. The more the merrier. All are welcome!!

I hope to see many of you at our April 14th meeting/potluck. This will be an exciting meeting with great information, good food and best of all amazing people.



Pot Luck

**Don't forget our
Spring Potluck
April 14th 1:30
@ Stoneridge
Community Center**

CRIMSON KING Heritage Iris (1890s) ~ by Cynthe Brush

The following PAIS Facebook group discussion about Crimson King was from April 2017:



Crimson King - photo by Marge Larson

Jan Conwell "When we go for walks here in PCC, it seems EVERYBODY has Crimson King blooming in their yards. They sure are happy here."

Loretta Ruhnau Bresof "CK is the Iris of Prescott! They were the first plants I planted in my new yard when we moved here 13 yrs ago. It was so nice to see them bloom early in spring. A happy face for sure. They sure are toughies!"

Barbara McCurry "Crimson King...they are everywhere...often the first iris to unfurl."

Cynthe Brush adds that despite being severely munched by a hungry gopher in January 2018, her patch of Crimson King iris are putting up three flowering stalks, one of which is opening this first week of April.

2018 P.A.I.S. General Meeting

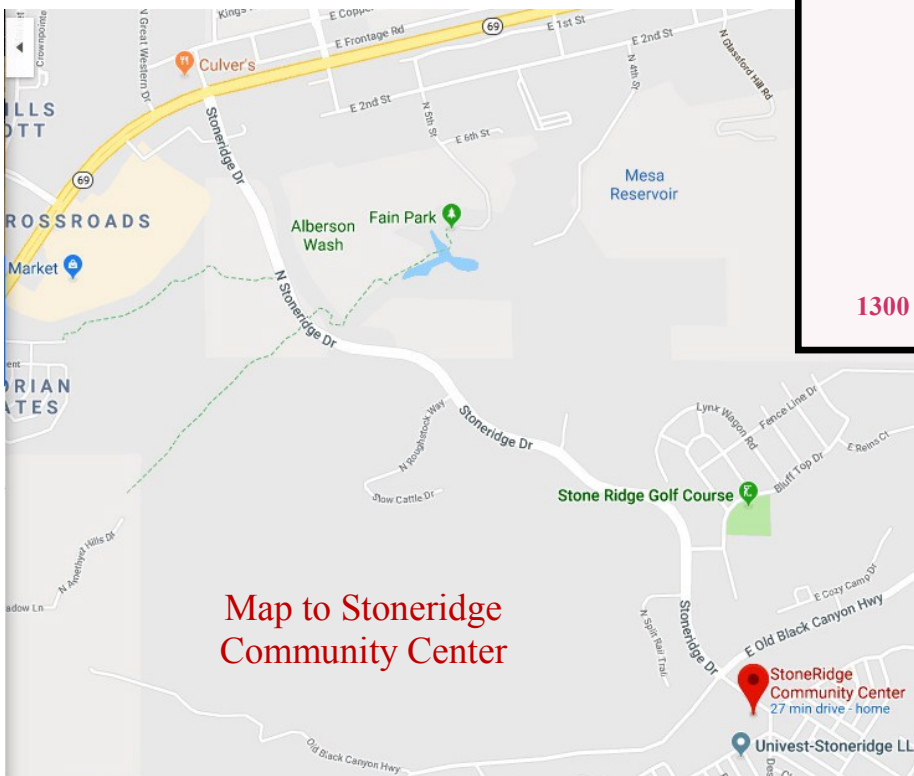
Please Join Us for our
Spring Pot Luck

Bring your recipe for our Cookbook

Speaker Gail Morris—"Bring
back the Monarchs"
Spring Show Preparation

April 14, 2018
1:30PM to 3:30 PM

Stoneridge Community Center
1300 Stoneridge Dr. Prescott Valley, AZ 86314



Kaleidoscope of Color

Annual Spring Iris Exhibit

April 27 Exhibit Setup Kaleidoscope of Color Iris
April 28 Kaleidoscope of Color Iris Exhibit

This is an exciting time of year with one of our signature events just around the corner! Also exciting is the arrival of Spring and the veritable bounty of our members' iris flower stalks!

PAIS's annual "Kaleidoscope of Color" Iris Exhibit is happening on Saturday, April 28 from 10:00 AM to 3:00 PM at Mortimer Nursery in Prescott. This event is free to the public and never fails to "wow" our members and the many hundreds of visitors from around the state when they experience the colorful explosion of irises on display. We are hopeful the show coincides with peak iris bloom this year, and that our members and local iris gardeners show up with irises aplenty for all to enjoy.

The format of the exhibit will be our ever popular "Peoples' Choice Exhibit" with no AIS judging. Bring your favorite irises and arrangements. Last year's show with close to 120 entries awarded ten individuals with an assortment of gift awards to choose from, including \$25 gift certificates from Mortimer Nursery. This year will be similar. Potted iris plants in a multitude of colors will be available for purchase at the exhibit. Morning and afternoon demonstrations are also provided on the care and planting of iris, and club members will be available to answer questions about growing iris.

Our annual Iris Exhibit is an all-hands-on-deck 2-day event...from setup to teardown, iris intake and labeling, information, greeters, cashiers, sales of potted iris and other items, runners, and many other opportunities for lots of folks (earn those Iris Bucks!). Call Barbara McCurry (928-775-2219) or email bj4mccurry@hotmail.com to find out what you can do to help if you haven't already volunteered. If you cannot stand or walk for long, there are still jobs for you.

More information will be shared at the our meeting on Saturday, April 14 from 1:30 to 3:30 PM at the Stoneridge Community Center in Prescott Valley. Iris entry requirements and instructions for filling out the entry card will be covered. Iris entry cards will be available for members to take home and fill out ahead of time. Iris need to be checked in between 8:00-9:30AM on the day of the show.

A special thank you to our subcommittee—Barb McCurry, Kellie Smith, Sherry Williams, Dennis Luebkin, and Judy Book for continued work and coordination to ensure a wonderful iris exhibit. I look forward to seeing many of you at our April meeting and to meeting our newest members.

Barb McCurry, Director at Large

Prescott Area Iris Society	
Division: (check one) <input type="checkbox"/> Horticulture <input type="checkbox"/> Artistic Design <input type="checkbox"/> Youth	Section: (check one) <input type="checkbox"/> Tall Bearded <input type="checkbox"/> Median (IB, MTB, BB, SDB) <input type="checkbox"/> Aril and Arilbred (AB) <input type="checkbox"/> Beardless (Spuria, Louisiana) <input type="checkbox"/> Novelty <input type="checkbox"/> Historic (prior to 1988) <input type="checkbox"/> Reddish Brown Iris
Variety _____	
Complete all blanks	
Variety _____	
Exhibitor _____	
Phone _____	
Fold bottom portion to the back on dotted line.	



Kaleidoscope of Color

Annual Spring Iris Exhibit

You are invited to enter your iris blooms and floral arrangements in the Annual Iris Exhibit sponsored by the Prescott Area Iris Society and hosted by Mortimer Nursery. Prizes will be awarded based on the Peoples' Choice vote for each entry category.

General Show Rules

1. Exhibition privileges are open to all without charge.
2. Entries will be accepted from 8:00 to 9:30 a.m. Late entries will be accepted for display only.
3. Youth exhibitors (under 19) may enter exhibits in the Youth Division.
4. Iris blooms must be clearly, correctly and completely identified and entered in the proper category. Prior to the exhibit, know the name of your iris and year the iris was introduced to determine if your iris may be entered in the Historic section. To locate a photo of your iris entry and verify details, check the American Iris Society *Iris Encyclopedia* online: <http://wiki.irises.org/bin/view>.
5. Containers, water and entry tags will be furnished by the Society.
6. Peoples' Choice voting will be conducted from 10:00 a.m. to 2:00 p.m.
7. All entries must be removed by 3:15 p.m. on April 28.
8. Grandma's Garden will be a display only section for unidentified iris. Unidentified iris will not be eligible for an award.
9. For more information, contact:
Barbara 928-775-2219 Dennis 623-628-4860 Kellie 928-237-6019

Horticulture Rules

1. Entries must have been grown and entered in-person by the exhibitor.
2. Exhibitors may enter only one stalk of any named iris, but may enter as many varieties as desired.
3. Display containers will be furnished by the Committee. Shims and spacers are provided by the participant.
4. Entries will be placed on the exhibit table by the committee.

Categories	Section A	Tall Bearded (TB)
Division I– Horticulture	Section B	Median Bearded (IB, MTB, BB, SDB)
	Section C	Aril and Arilbred (AB)
	Section D	Beardless—Spuria (SP) Louisiana (LA)
Artistic Design	Section E	Novelty
	Section F	Historic Iris (Introduced prior to 1988– 30 years or older)
	Section G	Reddish brown iris

1. Arrangements must be the work of the exhibitor, but the plant material need not have been grown by the exhibitor.
2. Iris must be used in all arrangements and should be the predominate feature. Containers should be marked on the underside with the owner's name and address.

The Magic of Iris

Region 15 Spring Trek 2018

Hosted by Sun Country Iris Society

Phoenix, AZ

April 20 & 21, 2018

Featured banquet speaker Steve Schreiner

In-garden Judges Training by Kathy Chilton

Trek Headquarters

Four Points Phoenix North (by Sheraton)

2532 W Peoria Ave, Phoenix, AZ 85029

Schedule of Events

Friday, April 20, 2018

2:00 pm to 9:00 pm	Registration in the Lobby
5:30 pm to 6:30 pm	Region 15 Board Meeting (Plaza I & II)
5:30 pm to 8:00 pm	Raffle & Silent Auction (Phoenix Room - winners to be announced at the banquet)
5:30 pm to 8:00 pm	Dinner on your own
8:00 pm to 10:00 pm	Judges Training by Gerry Snyder - (Plaza I & II) - all registered guests welcome to attend

Saturday, April 21, 2018

7:00 am to 8:00 am	Registration in the Lobby
7:30 am to 8:00 am	Load Busses
8:30 am to 3:30 pm	Bus Tour: <i>Denise & Bill Stine's garden</i> <i>Cheryl & Al Dreska's garden (includes Judges Training by Kathy Chilton)</i> <i>Lunch at the Arizona Historical Society Museum</i> <i>Kyria Peavy's garden</i> <i>Nancy Evans's garden</i>
5:00 pm to 7:00 pm	Raffle & Silent Auction (Phoenix Room - winners to be announced at the banquet)
6:00 pm to 7:00 pm	Social Hour (Phoenix Room)
7:00 pm to 10:00 pm	Banquet - guest speaker Steve Schreiner

The Magic of Iris Spring Trek is Coming to Phoenix!!!!!!!!!!!!

As most of you already know, the AIS Region 15 Spring Trek is scheduled for April 20 & 21 in Phoenix. This is a somewhat rare opportunity for us to have it so close to home rather than needing to travel to either California or a National Convention. The cost is \$100. for the whole convention (and the club will reimburse up to \$50.00 per family) or \$50.00 for the garden tour & lunch. Your fee includes a box lunch at the Arizona Heritage Center at Papago Park, your paid admission to the Heritage Center, {so you'll get a quick course in Arizona History}, a banquet dinner, a presentation by Steve Schreiner of Schreiner Iris Nursery, an In garden Judges training given by Kathy Chilton (some of you may have her iris growing in your garden) and a bus tour of the gardens containing the newest entries.

Also we will be supporting Sun Country Iris Society who came up and supported Prescott as it became an Iris Society. This club has worked on this Trek for 2 years, so we will be seeing 2 year old plants in different garden settings. It will be a really good time for all that attend.

I have attached the registration form and I encourage you to participate in this wonderful experience. Having the opportunity to look at other gardens, get ideas for your own, see iris you may start to covet, met new friends and spend time with old friends. What a wonderful way to spend the weekend.

Please join us!

Sherry

(credit for most of this email goes to Sharon Luebkin, who wrote this for the newsletter - thank you Sharon - I obviously couldn't have said it better)



Registration Deadline: NOW - Do Not Delay

Please print – Registrant 1
Name (to appear on badge): _____

Address: _____
City: _____
State: _____ Zip: _____
Ph: _____
Email: _____

Attending In-Garden Judges Training: Registrant 1: _____

Saturday dinner choice:

New York Strip _____
Chicken Gruyere _____
Grilled Salmon stuffed with crabmeat _____

Please Print – Registrant 2
Name (to appear on badge): _____

Address: _____
City: _____
State: _____ Zip: _____
Ph: _____
Email: _____

Registrant 2: _____

Saturday dinner choice:

New York Strip _____
Chicken Gruyere _____
Grilled Salmon stuffed with crabmeat _____

Please notify in advance of any dietary restrictions – vegetarian available on request

	# persons	Fee	Total
Full registration (on or before March 20, includes tour, lunch & banquet) _____	_____	X \$100 = \$	_____
Full registration (after March 20, includes tour lunch and Banquet)	_____	X \$120 = \$	_____
Garden tour only (includes lunch)	_____	X \$ 50 = \$	_____
Banquet only	_____	X \$ 50 = \$	_____

Total amount enclosed: _____

Send registration and check payable to “Sun Country Iris Society,” mail to:

Bob Buchwald
5866 E. Ironwood Dr.
Scottsdale, AZ 85266

For inquiries or questions, email: Suncountryiris@yahoo.com

Revised 10/28/17



Prescott American Association of University Women



Invites the Community to

The Mad Hatter's Tea Party

An Art-Full Afternoon in the

Yavapai College Richard Marcusen Sculpture Garden

don't be late for this very important date

Friday, April 20, 2018, 5-7 pm

Tea Party Tours will be led by

the King of Hearts' YC Art students & the Queen of Hearts' Iris Society

\$45.00 per person includes

music, tapas & tarts, wine tasting & non-alcoholic drinks

Please join us at this scholarship fundraiser for deserving Yavapai College students

Deadline for reservations is April 16, 2018

Tickets may be purchased online at

The Marketplace Yavapai College <https://www.yc.edu/gardenparty>

or you may mail a check to AAUW Prescott c/o Duchess Wrigley

P.O. Box 10881, Prescott, AZ 86304

Tickets may be picked up from the Dormouse at the will call desk at the

Sculpture Garden entrance at the time of the event

Bring a friend!



*Best Wishes to our friends with
April & May Birthdays*

April 15 - Robin Walter
April 19 - Cynthe Brush
April 22 - Dennis Luebkin

April 23 - Juliette La Bonte
April 24 - Adrian Lane
May 22 - Emily Lane
May 24 - Vicki Hughes



CONTACT US

President : Sherry Williams duckwalkdesigns@gmail.com
 1st Vice President: Kellie Smith mrsautowizard@hotmail.com
 928-237-6019
 2nd Vice President : Kathleen Shaffer koicats@sbcglobal.net
 928-642-4594
 Secretary: Robin Walter redstickrob@gmail.com
 Treasurer: Eugene Zielinski eez55@earthlink.net
 Director at Large: Barb McCurry bj4mccurry@hotmail.com
 Membership: Loretta Bresof bresof@cableone.net 928-775-8701
 Publicity - Bill Water Tasmania@cox.net

Sculpture Garden: Dennis Luebkin, dlobkin@g.com
 Hospitality: Joanne Moorhouse 928-445-2559
 Newsletter: Vicki Hughes [vimticky@hotmail.com](mailto:vimticki@hotmail.com)

PAIS website: <http://prescottirissociety.org/>
 Prescott Area Iris Society
 P.O. Box 11918, Prescott, AZ
 86304



We welcome all of your OBSERVATIONS & CONTROVERSIES, Funny stories, memories, Garden tips, photos, etc. We love anything gardeny...



Daffodil
 Photo by Cynthe Brush



Star Flower
 Photo by Judy Book



Hyacinths
 Photo by Cynthe Brush

This is a Flowering Pear tree in my neighborhood that I drive past everyday. Also love its spectacular fall foliage. Last fall I planted one in my yard but of course mine looks nothing like this "YET".
 Photo by Vicki Hughes




Sculpture Garden Needs

The following iris are needed for the sculpture garden. If you can donate several rhizomes of any of these iris, please let Judy know, right away. She needs to get the order done very soon. Those the club members cannot supply we will purchase. Thank you!!

jbookaz@gmail.com or 928-776-7217

- Conjuration
- Dividing Line
- Gypsy Lord
- Swans in Flight
- Montmartre
- Rosy Wings
- Chivalry
- Coralie
- Mary Randall



Meetings are held 1:30 to 3:30
 Stoneridge Community Center
 1300 Stoneridge Drive
 Prescott Valley, AZ 86314

Down Under 'Iris News ~ by Robin Walter

My sister Brenda, sent this story about two local ladies ~ one who bred an iris & one who it was named for.

I hope you enjoy this news from 'across the pond'.

'The Pyrenees Advocate' ~ local newspaper, Central Victoria, Australia.

February 9th 2018



Above: Beth Day in her garden and left, the brilliant "Alice Dear" Iris.

Best iris bred here?

The most beautiful iris bred in Australia might have come from within Pyrenees Shire.

The iris, "Alice Dear" was bred by Lamplough iris fancier, Beth Day, and named after her friend, the late Alice Beissert, of Avoca.

"Alice Dear" won the Victorian Iris Society's Merton Calvert award for the best iris in the State, and now is in the running for the national award for the best iris in Australia, the Dykes Medal.

Beth's iris now is being sent to six different regions of Australia where there are Dykes Medal trial gardens established for the iris to be evaluated over four years to see how it performs in different environments. Beth also won another State award, the Norman Caldwell Award, for the iris clump with the most "garden appeal".

Many local people will have visited the Lamplough home of Jeff and Beth Day during their open days where they have been selling irises for

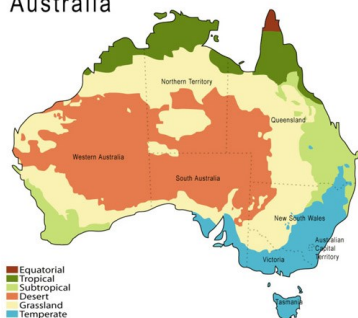
several years.

Beth took to hybridising her own irises when she wanted more iris colours. She crossed her first irises in 2001, by waiting for seed pods to ripen and split, planting the seeds, transplanting those which germinated and waiting for them to grow into a clump of several rhizomes and finally flower.

For Beth, the hard part for her is the culling as not all are good enough to keep. To help work out what to retain, Beth has entered her irises into the Victorian Iris Society trial garden at Burnley for iris judges to assess. There is a limit of six irises per year, and she has entered 24 so far.

The first possible award is a high commendation and next is an honorable mention. If an iris continues to perform well, it may receive an award of merit. Beth has received a number of highly commended and four honorable mentions since 2013.

Australia



The following article on **Iris 'Pineappling'** was discussed on the PAIS Facebook page.

* * * * *

3-19-18 **Cynthe Brush** posted this photo and a question: "*Wondering what causes some iris leaves to emerge 'wrinkled.' Is it lack of water in our dry winter? The plants look healthy and vigorous (except for some gopher munching damage). Thanks for any advice.*"

Carol Lee Sargent replied: '*Pineappling.*' Thought to be caused by temperature swings.....hot days, cold nights. Carol added more information from **Marlena Freeman's** post on [Iris Addicts Anon](#):

Pineappling in Irises (adapted from Marlena's comments) While...pulling knee-high weeds, discovered several irises that had pineappling. Jim B. talked to me about this, saying he had the same problem this spring...asking me if I knew what it is? And the cause?

I remembered reading an article several years ago in the AIS Bulletin. When I googled 'pineappling,' no search results came up. Imagine that!

I suspected it can be also be caused by insect damage, when the plants start to grow from the rhizome. If this is caused by weather interacting with development, it should occur in more plants from the same variety. Not sure if I have more than 20 pineappling rhizomes in the garden, scattered here and there.

So, I contacted Chuck Chapman of Guelph, Ontario, Canada. He suspects it's a developmental problem rather than a disease...the result of weather interacting with development.

Chuck answered it's involved with the start of growth combined with having appropriate amount of "chilling". Plants are programmed for flowering. A number of genes are involved in sensing environment and promoting growth. A fine balance can get disrupted when one signal says "grow" and another says "I'm not ready yet." This happens when weather conditions are outside normal parameters. The genes are tuned for normal or usual weather conditions. Basically this phenomenon is an imbalance inside of plant signaling - and has nothing to do with insects, viruses, bacteria, etc.

Both irises and daylilies show this effect. We don't know if some iris cultivars are more prone to pineappling than others. Rick Tasco and gardeners in Southern California reported more than the usual occurrence of pineappling this year. More investigation needs to be done.

The PAIS Facebook group conversation continued:

Loretta Ruhnau Bresof "Thank you Carol Lee for this very informative information. I don't have any pineappling on my iris plants this year...yet. But in the past, I had it on daylilies in Illinois. Didn't think it was a disease, but was stumped at what really caused this condition in the first place.

Cynthia Brush ~ "Thanks for this info!! I've never heard of 'pineappling' before. How curious?!! Have it on several of my irises. Big fat strong leaves...but wrinkled in this odd way."

Carol Lee Sargent "Chuck Chapman is the "go to" for all things iris. I had read a different post by him about pineappling a year or two ago, but this is the only one I could find. I usually have 1 or 2 that 'pineapple,' but this year I had 6 or 7. I've had misshapen stalks on a couple of those before, too. This was a weird winter...hotter in the daytime, but still freezing at night. As the leaves get bigger, they seem to be smoothing out some.

NOTE: Cultivars in Cynthe's garden with 'pineappling' issues are: Albicans, Block Party, Celebration Song, Champagne Elegance, Crimson King, Glen Ellen, Tomcat, Wabash.



SPRING IS HERE!

Carolyn Alexander

Spring officially sprung on 3/20/18. Just the other day, I picked a vase of BEAUTIFUL fresh-cut daffodils for our dining room table! The flowers smell so fresh, and the bright yellow petals really “liven up” the whole house! Every time I walk by them, I can’t help but crack a huge smile.

Well it turns out, there’s actually a *scientific reason* why a nice bouquet of flowers can make you feel all warm and fuzzy inside. **Because flowers EVOLVED to make us happy.** It’s true! Just like some plants evolved lectins to ensure they wouldn’t be eaten, flowers evolved to make us happy. All so we’d keep on planting them.



Photo by —Carolyn Alexander

Researchers at Rutgers University, led by Jeannette Haviland-Jones, explain:

“We suggest that cultivated flowers are rewarding because they have evolved to rapidly induce positive emotions in humans... leading to the dispersal or propagation of the plants.”

Here’s what they found out:

Study participants received a hand-delivered gift — either fruit, a scented candle, or a bouquet of flowers. The person delivering the gift recorded their reaction... and the results were **incredible**. Across the board, anyone who received flowers immediately smiled a “true” smile — they weren’t just being polite — they *really* meant it. Plus, when participants were interviewed several days later... their happy moods had lasted for *days* after they received the flowers. On the other hand, people who received other gifts didn’t feel as happy — and their moods weren’t changed long-term.

You know, it’s like I always say plants were here first! And they did anything they could to ensure they’d be able to keep growing. Lucky for us, that means we get the benefit of beautiful flower blooms, especially during the spring, including our beautiful irises.

P.S. Now, if you’re a gardener yourself, you could get a “double dose” of happy...because that soil you’re digging around in is chock-full of a good bacteria called *Mycobacterium vaccae*. A study from University of Bristol revealed that this bacteria can actually boost serotonin levels — the “feel good” hormone that makes you happy.

So don’t be shy — get in that dirt and dig around!

One word of caution: Be sure not to use any pesticides in your garden. Just pull out the weeds the old fashioned way — it’s better for you, and you’ll get a “bonus workout,” too.



Watch email and Facebook for updates and announcements.

Life Lessons from an Iris Garden

There's a season for everything.

A time to expand one's efforts, a time to contribute your unique offerings to the community, a time to multiply for the future, a time to rest and be restored.

Don't cling to what's outgrown or no longer needed. Shed the old and outworn. Make room for new growth.

If not hybridizing, remove faded flowers ~ seed pods take energy and valuable resources from growing rhizomes. Clean up old leaves, year round, to remove hiding places for pests like aphids.

Be resilient. Persist in the face of challenges over which you have no control. Circumstances do change.

Aphids, gopher predation, disease, intense sun, drought, wind, downpours, hail, deep cold ~ all are survivable.

Too much of a good thing may undermine well-being. Don't over do.

Too much water, intense hot sun, too much fertilizer, overly rich deep soil do not promote rhizome health.

Don't get lost in the crowd.

Crowding diminishes vitality, reduces access to nutrients and sunlight, and inhibits growth.

Beauty is its own reward.

Much more than a passing fancy... Lovely blooms attract pollinators and admirers, bringing the sort of attention that insures survival.

Be a good neighbor. Give yourself and others space to thrive.

Take your space, but not too much. Complement those you associate with. Enhance their best attributes.

Stand tall with quiet confidence. Just be.

Your existence is a celebration and will attract the best of attention.

Be a source of joy and inspiration by simply being yourself.

Life and living are enriched. When bringing joy to others, ALL benefit!

Nothing lives forever. Be here now.

Don't dwell on the past or project too far into the future. Engage and appreciate the preciousness of your current moments. It's all we truly have. A gift. That's why it's called 'the present.'



Observations: Cynthie Brush
Illustration: Pierre Joseph Redoute